


HOME BLOG RACE COMPANY SUPPORT store BIKES NOT BIKES DEALERS GALLERY

View Collection [TR450](#) [Blindside](#) [BottleRocket](#) [Covert](#) [Syren](#) [Double](#) [TransAM](#) [TOP](#) [Bank](#)

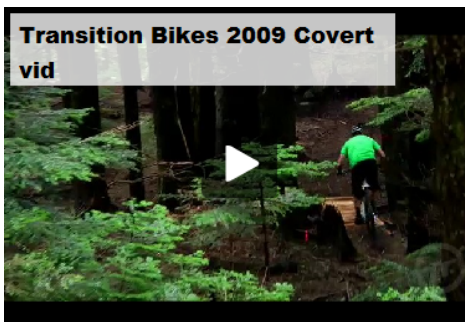


The Covert is our 6" travel quiver-killing do-it-all bike for the rider that needs ultimate versatility. It's not a DH or freeride bike or an XC racer or trail bike but it can handle a little bit of everything in the hands of a capable rider. The new Covert sports a refined frame that perfectly balances weight and strength. Weighting in at a respectable 6.7 lbs without rear shock, and builds up to a 28-32 lb bike made for efficient long days in the saddle.

At the core of the Covert is our completely new proprietary tubeset designed in house. The new tubes create a stronger frame with better contact points for welding shock mounts, pivots, and the headtube. In addition to the new tubes the Covert has a one piece CNC'd rocker link to increase stiffness and strength, as well as new dropouts and chainstay/seatstay yokes. All these new features not only add to the aesthetics of the bike but increase strength while shedding weight.

Rear suspension is handled by the Fox RP23 large volume or DHX 5.0 Air. The shock rate on the Covert is slightly progressive with only a 2.8% change throughout the stroke. This allows for consistent feel throughout the travel and allows for easy tuning and setup of the shock. As the Covert goes through it's travel, the leverage decreases slightly and allows the natural progressiveness of the air shock to ramp up and soak up large bumps and hits. This also gives the bike excellent small bump sensitivity and feel at the top of the stroke while allowing the rider to use the travel without a harsh bottom out.

Alongside the Covert's structural refinement, the geometry has progressed to be modeled around a 160mm singlecrown fork, such as a Fox 36 or Lyric instead of the traditional all mountain standard of 140mm. The new geometry maintains the all mountain roots of the old Covert which is very climb friendly and nimble, but gets slackened out just a bit to make room for the larger fork without raising the BB. The result is a do-it-all package for the rider who wants their bike to handle whatever the trail throws at them.



FRAME FEATURES:

REAR TRAVEL	150mm (5.9") Rear Wheel Travel
REAR SHOCK	Fox RP23 7.5" x 2" / Fox DHX Air 5.0
FRAME MATERIAL	6061 Heat Treated Aluminum
SIZES	Small, Medium, Large
CURRENT COLORS	Red White Blue
FRAME WEIGHT	6.7 lbs (without rear shock)
COMPLETE BIKE WEIGHT	28-32 lbs (Depending on Rear Shock and Fork)
WARRANTY	1 year defect warranty, Lifetime crash replacement

BUILD SPECS:

SEATPOST	31.6mm
SEAT CLAMP	34.9mm

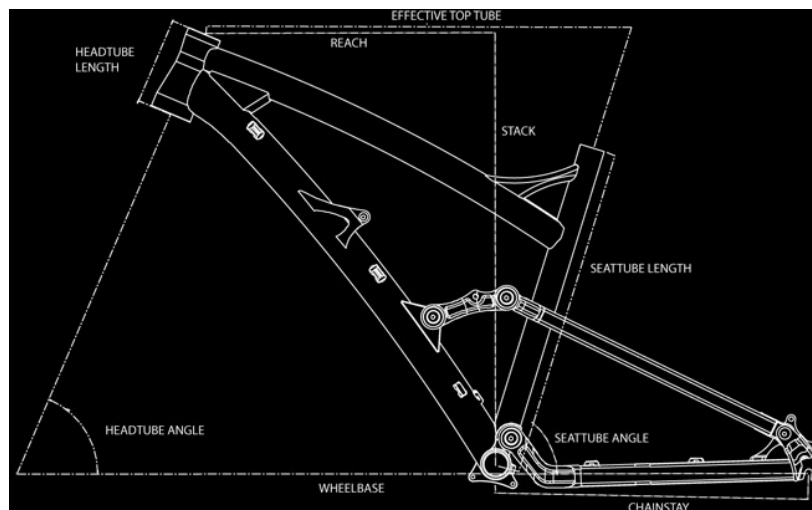
HEADTUBE	Tapered Headtube (Tapered Steer Tubes: 1.5 standard cup Lower / 1-1/8" Cane Creen 45 x 36 fully integrated top) OR (1-1/8" Steer Tubes: 1.5 reduced to 1-1/8" cup Lower / 1-1/8" Cane Creen 45 x 36 fully integrated top)
BOTTOM BRACKET	Euro 73mm shell x 51mm chainline
REAR DROPOUT	135mm x 10mm
BRAKE TABS	International Standard
FRONT DERAILLEUR	34.9mm Low-Clamp, Bottom-Pull
CHAINGUIDE	ISCG-05
SHOCK SPECS	7.5 eye-to-eye x 2.0" stroke, Upper Pin 22.2mm x 8mm, Lower Pin 22.2mm x 8mm

PRICING:

FRAME W/SHOCK	PRICE:
Covert Frame with Fox Racing Shox - RP23 Rear Shock	\$1,681.00 CAD

COMPLETE BIKE W/PARTS KIT: COVERT VIEW SPEC	PRICE:
Frame w/Shock + Parts Kit + Fox Racing Shox 36 Float 160 R O/B	\$3,738.00CAD
Frame w/Shock + Parts Kit + Fox Racing Shox 36 Float 160 RLC FIT	\$3,903.00CAD
Frame w/Shock + Parts Kit + Fox Racing Shox 36 Talas 160 RLC FIT	\$4,026.00CAD
Frame w/Shock + Parts Kit + Fox Racing Shox 36 Talas 160 RLC FIT	\$4,026.00CAD
Frame w/Shock + Parts Kit + Fox Racing Shox 36 Van 160 R O/B	\$3,720.00CAD

COMPLETE BIKE W/PARTS KIT: COVERT - HAMMERSCHMIDT VIEW SPEC	PRICE:
Frame w/Shock + Parts Kit + Fox Racing Shox 36 Float 160 R O/B	\$4,105.00CAD
Frame w/Shock + Parts Kit + Fox Racing Shox 36 Float 160 RLC FIT	\$4,270.00CAD
Frame w/Shock + Parts Kit + Fox Racing Shox 36 Talas 160 RLC FIT	\$4,393.00CAD
Frame w/Shock + Parts Kit + Fox Racing Shox 36 Talas 160 RLC FIT	\$4,393.00CAD
Frame w/Shock + Parts Kit + Fox Racing Shox 36 Van 160 R O/B	\$4,087.00CAD



SIZING			
This is some general information as to what we typically recommend for finding the right size frame given your height.			
	SMALL	MEDIUM	LARGE
up to 5'7"	X		
5'7" - 6'1"		X	
6'1" and up			X
GEOMETRY (545MM AXLE-TO-CROWN + 12MM HEADSET STACK)			
	SMALL	MEDIUM	LARGE
Reach	380.43mm	402.83mm	434.18mm
Stack	585.57mm	594.77mm	594.77mm
Top Tube (Effective)	22"/559.46mm	23"/584.67mm	24.25"/616.02mm
Top Tube (Actual)	21.8"/553.58mm	22.5"/570.77mm	23.4"/595.00mm
Seat Tube (center to top)	16.5"/419.1mm	18"/457.2mm	19.5"/495.3mm
Head Tube Angle	67°	67°	67°
Seat Tube Angle	73°	73°	73°
ChainStay Length	17"/433mm	17"/433mm	17"/433mm
Bottom Bracket Height	13.95"/354mm	13.95"/354mm	13.95"/354mm
Standover	28.48"/723.5mm	29.62"/752.5mm	30.82"/782.9mm
Wheelbase	43.8"/1112.82mm	44.8"/1138.86mm	46.0"/1170.47mm
Head Tube Length	4.330"/110mm	4.725"/120mm	4.725"/120mm
Max Rear Tire Clearance	26" x 2.5"	26" x 2.5"	26" x 2.5"

Rear Hub Spacing	135mm	135mm	135mm
Rear Dropout Axle Size	10mm	10mm	10mm
Head Tube	Tapered	Tapered	Tapered
BB Shell Width	73mm	73mm	73mm

