




SIGN UP facebook mtbr pinkbike vimeo

BLOG TEAM COMPANY SUPPORT CUSTOMER PHOTOS VIDEO
BIKES NOT BIKES DEALERS STORE

TR450/TR250/BLINDSIDE/BOTTLEROCKET/CARBON COVERT/COVERT/BANDIT/BANDIT 29/DOUBLE/TRANSAM/TRANSAM 29/BANK/TOP



BOTTLEROCKET OVERVIEW/FEATURES | PRICING/BUILD KIT | GEOMETRY



BLOG TEAM COMPANY SUPPORT CUSTOMER PHOTOS VIDEO
BIKES NOT BIKES DEALERS STORE


TR450/TR250/BLINDSIDE/BOTTLEROCKET/CARBON COVERT/COVERT/BANDIT/BANDIT 29/DOUBLE/TRANSAM/TRANSAM 29/BANK/TOP

OVERVIEW/FEATURES

We classify the BottleRocket as the original slopestyle bike that set the standard for a new generation of bikes. We didn't realize this would become one of our most popular and versatile bikes that can handle almost any type of riding. Our customers use their BottleRockets for almost every type of riding and who can blame them. The bike is just at home in the air doing tricks as it is railing singletrack or shredding Whistler trails. The BottleRocket geometry created a revolution for a new style of bikes to come and to this day we haven't changed the magic numbers that we feel achieved perfection. The combination of shorter chainstay lengths, lower BB and the perfect head angle all work together to create a ride that is one of our funnest bikes. Responsive in corners, easy to manual and bunny hop and complete stability in the air all add up to one of our most versatile geometries we have ever created. Our full length seattube with a gusset allows you to get the seat up when need to get to the top.

REAR TRAVEL:	130mm - 150mm (5.1" - 5.9") Adjustable Rear Wheel Travel
REAR SHOCK:	7.875" x 2.25" (Forward Pin 22.2mm x 8mm, Rear Pin 22.2mm x 8mm) * Coil shock compatible only.
FRAME MATERIAL:	6061 Heat Treated Aluminum
SIZES:	Small, Medium, Large
COLORS:	FRAME: Red, Raw, Lemon Lime/COMPLETE BIKE: Red, Black
FRAME WEIGHT:	9.7 lbs / 4.4 kg (Medium Frame With Rear Shock)
COMPLETE WEIGHT:	37 lbs / 16.7 kg (Medium Bike)
WARRANTY:	2 year defect warranty, lifetime crash replacement.
SEATPOST/CLAMP:	31.6mm Seatpost/34.9mm Clamp
HEADTUBE:	Tapered 1.5" / 1-1/8" (1.5" Lower Cup 49.6mm ID / 1-1/8" Flush Top Cup 44mm ID)
BOTTOM BRACKET:	73mm shell x 51mm chainline
REAR DROPOUT:	FRAME: 12x142mm Shimano Standard/COMPLETE BIKE: 135mm x 10mm
FRONT DERAILLEUR:	34.9mm Clamp, Top-pull, (Top Swing)
CHAINGUIDE:	ISCG 05

BOTTLEROCKET [OVERVIEW/FEATURES](#) | [PRICING/BUILD KIT](#) | [GEOMETRY](#)





SIGN UP facebook mtb pinkbike vimeo

BLOG TEAM COMPANY SUPPORT CUSTOMER PHOTOS VIDEO BIKES NOT BIKES DEALERS STORE



TR450/TR250/BLINDSIDE/BOTTLEROCKET/CARBON COVERT/COVERT/BANDIT/BANDIT 29/DOUBLE/TRANSAM/TRANSAM 29/BANK/TOP

PRICING/BUILD KIT

	USA:	CAN:	INTL:
BottleRocket Frame with Fox DHX RC2	\$1599 USD	\$1649 CAD	Price Varies
BottleRocket Complete Bike w/Rockshox Domain R Coil 160mm	\$2699 USD	\$3105 CAD	Price Varies

- REAR SHOCK Fox Van R Coil
- FORK Rockshox Domain R Coil 160mm Travel
- CHAINRING Truvativ 34 (Included with crankset)
- CHAINGUIDE e.thirteen SS+
- STEM Truvativ Hussefelt 60mm
- HANDLEBAR Truvativ Hussefelt 680x30
- HEADSET FSA Gravity DLR
- CRANKSET Truvativ Hussefelt 170mm
- BOTTOM BRACKET Truvativ Howitzer XR 73mm
- BRAKES Front: Avid Elixir 5 6" / Rear: Avid Elixir 5 6"
- TIRES Maxxis Minion DHF 26x2.5 Foldable EXO 60a Single Ply
- TUBES Welterweight
- PEDALS Wellgo B087B
- SEATPOST Truvativ Hussefelt DC
- SADDLE Transition Park n' Ride AM
- GRIPS Velo Lock-on
- CASSETTE SRAM PG950 11-32
- WHEELSET TBC Revolution 32
- SHIFTER SRAM X7
- REAR DERAILLEUR SRAM X7
- CHAIN KMC 9speed

BOTTLEROCKET OVERVIEW/FEATURES | [PRICING/BUILD KIT](#) | GEOMETRY





BLOG TEAM COMPANY SUPPORT CUSTOMER PHOTOS VIDEO
BIKES NOT BIKES DEALERS STORE

TR450/TR250/BLINDSIDE/BOTTLEROCKET/CARBON COVERT/COVERT/BANDIT/BANDIT 29/DOUBLE/TRANSAM/TRANSAM 29/BANK/TOP


GEOMETRY

Show data in: [Metric](#) / Imperial

SIZING	SMALL	MEDIUM	LARGE
up to 177.8cm	X		
177.8cm - 187.96cm		X	
187.96cm and up			X

GEOMETRY: 540mm Axle-to-Crown	SMALL	MEDIUM	LARGE
Reach	382.8mm	408.2mm	433.6mm
Stack	582.0mm	582.0mm	582.0mm
Top Tube (Effective)	558.8mm	584.2mm	609.6mm
Seat Tube (center to top)	406mm	406mm	406mm
Head Tube Angle	67°	67°	67°
Seat Tube Angle	72° Actual / 73.5° Artificial	72° Actual / 73.5° Artificial	72° Actual / 73.5° Artificial
ChainStay Length	428.9mm	428.9mm	428.9mm
Bottom Bracket Drop	-9.1mm	-9.1mm	-9.1mm
Bottom Bracket Height	352mm	352mm	352mm
Standover	730.77mm	730.77mm	730.77mm
Wheelbase	1108.2mm	1133.66mm	1159.06mm
Head Tube Length	120mm	120mm	120mm
Max Rear Tire Clearance	26" x 2.5"	26" x 2.5"	26" x 2.5"

[BOTTLEROCKET OVERVIEW/FEATURES](#) | [PRICING/BUILD KIT](#) | [GEOMETRY](#)





BLOG TEAM COMPANY SUPPORT CUSTOMER PHOTOS VIDEO
BIKES NOT BIKES DEALERS STORE

TR450/TR250/BLINDSIDE/[BOTTLEROCKET](#)/CARBON COVERT/COVERT/BANDIT/BANDIT 29/DOUBLE/TRANSAM/TRANSAM 29/BANK/TOP

GEOMETRY

Show data in: Metric / [Imperial](#)

-sizing	SMALL	MEDIUM	LARGE
up to 5'10"	X		
5'10" - 6'2"		X	
6'2" and up			X

GEOMETRY: 540mm Axle-to-Crown	SMALL	MEDIUM	LARGE
Reach	15.0"	16.0"	17.0"
Stack	22.91"	22.91"	22.91"
Top Tube (Effective)	22"	23"	24"
Seat Tube (center to top)	16"	16"	16"
Head Tube Angle	67°	67°	67°
Seat Tube Angle	72° Actual / 73.5° Artificial	72° Actual / 73.5° Artificial	72° Actual / 73.5° Artificial
ChainStay Length	16.9"	16.9"	16.9"
Bottom Bracket Drop	-.35"	-.35"	-.35"
Bottom Bracket Height	13.85"	13.85"	13.85"
Standover	28.75"	28.75"	28.75"
Wheelbase	43.63"	44.63"	45.63"
Head Tube Length	4.725"	4.725"	4.725"
Max Rear Tire Clearance	26" x 2.5"	26" x 2.5"	26" x 2.5"

[BOTTLEROCKET](#) OVERVIEW/FEATURES | PRICING/BUILD KIT | [GEOMETRY](#)

