



2013

ALLOY COVERT 26 FRAME MANUAL

Transition

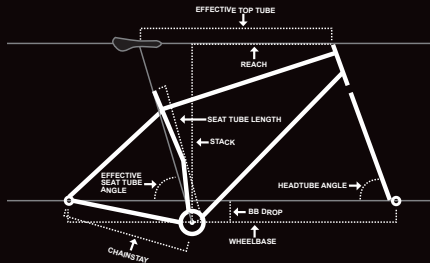
Congratulations on the purchase of your Transition Bike frame. This manual will give you helpful information on how to develop a long and lasting relationship with your bike. Read every word of this manual because we may quiz you on it later.

Frame Specifications

REAR TRAVEL:	160mm (6.3")
REAR SHOCK:	215.9mm (8.5" x 2.5") (22.2mm x 8mm eyelets)
FRAME MATERIAL:	6061 Aluminium
SIZES:	Small, Medium, Large
COLORS:	Amber Ale, Pewter, Pearl Yellow
FRAME WEIGHT:	7.68 lbs / 3.48 kg (w/ shock & axle)
WARRANTY:	2 year defect warranty Lifetime crash replacement

Build Specifications

SEATPOST/CLAMP:	31.6mm Seatpost/34.9mm Clamp
HEADTUBE:	44mm/56mm Zero Stack
BOTTOM BRACKET:	73mm English Threaded
REAR DROPOUT:	142 x 12mm Shimano Standard 135 x 10mm (optional)
HANGER PART NO:	12mm: 93.1245 10mm: 93.1036
FRONT DERAILLEUR:	High Direct Mount
CHAINGUIDE:	ISCG 05 - 2.5mm Offset
REAR BRAKE:	160mm IS



Geometry (540.8mm Axle-to-Crown & Headset)

	SMALL	MEDIUM	LARGE
Reach	383.5	409.2	435.1
Stack	579.6	593.2	606.8
Top Tube (Effective)	550.2	580.5	610.8
Seat Tube (center to top)	419.7	457.2	495.3
Head Tube Angle	66.9°	66.9°	66.9°
Seat Tube Angle *	73.9°	73.6°	73.4°
Chainstay Length	430	430	430
Bottom Bracket Height	344	344	344
Bottom Bracket Drop	-4.4	-4.4	-4.4
Wheelbase	1103	1135	1167
Head Tube Length	110	125	140

(Length Measurements are in Millimeters)

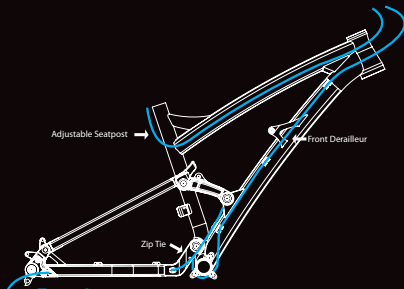
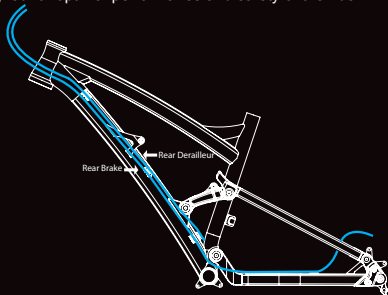
* Measured at these saddle heights: (625mm Small, 700mm Medium, 775mm Large)

Shock/Suspension Setup

Your frame comes equipped with a custom tuned rear shock designed to work in conjunction with the frame's leverage curve. Adjustments like rebound, compression and sag are all personal preference settings that should be adjusted to your personal riding style and preferences. Consult your shock manual for information about how to adjust your rear shock.

Cable Routing

Every Transition Bike frame has specific cable routing designed for optimal performance and safety of the rider.



Maintenance

It is crucial to the longevity of your Transition frame that you properly maintain and inspect it. We recommend that all service be done by a qualified Transition Bikes dealer.

Before you begin any ride it is very important to inspect your entire frame for any cracks, loose pivots or bolts, and properly functioning bearings. In addition to inspecting your frame, checking your entire bike to make sure it is working properly must happen before every ride. This includes but is not limited to checking tire pressure, ensuring the wheels are secure to the frame and fork, all components and brake bolts are tight and pedals are secure. Also, a quick check of your brake pads and brakes to insure they are working properly and ready to ride. If you are unsure of what you need to check on your bike to make sure it is safe, please bring your bike to a bicycle shop to have them inspect and maintain it before you begin a ride.

Bearings

Take apart all the linkage and rocker arms to inspect the bearings to see if they are rotating smoothly. If they do not feel smooth or are seized up, you should replace the affected bearings. Always replace bearings in pairs.

Rocker Arm Pivot Bearings Qty: 4 - 6902

Bottom Bracket Pivot Bearings Qty: 2 - 6902

Dropout Seat Stay Pivot Qty: 2 - 6900

Torque Settings

Torque ratings for the hardware used on this product are listed below. Damage caused by over/under torquing will not be covered by the warranty on this product.

• All Pivot Bolts	150 in/lbs (16.9 N·m)
• Sleeved 2 piece Shock Mounting Bolt	125 in/lbs (14 N·m)
• Main Rocker Arm Shock Mounting Bolt	200 in/lbs (22.5 N·m)
• Rear Axle	100 in/lbs (11.3 N·m)
• Dropout Bolt	75 in/lbs (8.4 N·m)

Warranty

Your Transition Frame is covered under a 2 year warranty period against any manufacturing defects or flaws. This does not cover normal wear and tear of the frame, misuse or crashing. This warranty only applies to the original owner of the frame 2 years from the date of purchase.

Transition Bikes also offers a lifetime crash replacement of the frame for the original owner. In the event your frame is broken due to a crash or rider negligence, Transition Bikes will offer a replacement frame at a discounted price.

Register Your Frame

To be eligible for your warranty or crash replacement you must register your frame with Transition Bikes and maintain a proof of purchase from the location you purchased the frame. Transition Bikes and your bike shop do not keep records of your serial number unless you register it with us on our site. Visit: www.transitionbikes.com/Register.cfm to register your frame.

Warning!

Riding mountain bikes is an extremely dangerous activity. The rider of any Transition Bikes frame assumes all the risk when they ride their Transition Bike. Transition Bikes assumes no liability in the event of a crash or broken frame. It is up to the rider and bike shop to properly maintain and inspect the frame for any flaws or cracks. It is the riders responsibility to ride within their limits and not push the frame beyond it's intended use.

Transition
BICYCLE COMPANY

2641 Delta Ring Rd.
Ferndale, WA 98248
(360) 366-4960
www.transitionbikes.com

Contact Us

Kyle Young - Owner
kyle@transitionbikes.com

Kevin Menard - Owner
kevin@transitionbikes.com

USA Dealer Sales
usa@transitionbikes.com

International Distributors
distribution@transitionbikes.com

Canada Dealer Sales
canada@transitionbikes.com

General Info or You Are Lonely
info@transitionbikes.com

Technical Info And You Want To Be Enlightened
tech@transitionbikes.com

Warranty
warranty@transitionbikes.com